



ZHEJIANG HANGCHA IMP. & EXP. CO., LTD.

Factory site: 666 Xiangfu Road,
Hangzhou, Zhejiang, China (311305)

Tel: +86-571-88926735 88926755
Fax: +86-571-88926789 88132890

sales@hcforklift.com
www.hcforklift.com



Follow us on
Facebook



Follow us on
YouTube



Follow us on
WeChat



Download "Hangcha
Forklift" App



ISO14001
ISO14001:2015



ISO9001
ISO9001:2015



HANGCHA trucks conform
to the European Safety
Requirements.

2023 VERSION 2/COPYRIGHT 2023/03

HANGCHA GROUP CO., LTD. reserves the right to make any changes without notice concerning colors, equipment, or specifications detailed in this brochure, or to discontinue individual models. The colors of trucks, delivered may differ slightly from those in brochures.



A Series High Range Pedestrian Pallet Stacker With Initial Lift


with capacities of 1,200 to 1,600kg

The World of Hangcha
SINCE 1956



A Series High Range Pedestrian Pallet Stacker With Initial Lift

The A series pedestrian stacker is a new product developed for warehouse and logistics applications. With the latest AC control technology, it features excellent performance, easy operation, safety and reliability, and low maintenance cost, and is an ideal vehicle for loading, unloading, and handling palletized goods in warehouse, supermarket, and workshop. The lithium battery forklift is equipped with the c-series forklift special lithium battery cell and module jointly developed by HANGCHA and CATL, standard power distribution heating function.



Appearance

- / The A series pedestrian stacker adopts a professional industrial design of exterior. The vehicle has a smooth vivid profile and a fully ergonomic design, following the latest exterior design trend.
- / With a large number of steel plate stamping and injection molding processes to enable a robust and durable product that meets environmental protection requirements.



Tiller

High performance

- / With AC walking motor, it has excellent acceleration performance, good climbing performance, low heat generation, no carbon brush and is maintenance-free.
- / With the new AC control system to perform accurate, stable, and more efficient control.
- / The CANBUS structure makes the whole vehicle communication faster and more reliable.
- / Regenerative brake of the truck prevents it from sliding on a slope.
- / Hydraulic power unit, switches, plug connectors, battery condition meter, timer and other important parts are all of renowned domestic and abroad brands.
- / Stepless lifting and descending speed regulation is provided for the standard configuration, to enable more precise fork control and more stable goods lifting and descending.
- / With the shanks to be initially lifted to enable a better passing ability.



The non-contact proximity switch has a long life and can work reliably

Reliability

- / With the four-point low center of gravity design and a high-strength steel frame structure, the vehicle frame has a large residual load capacity and a long service life.
- / All plug connectors are imported and waterproof, and all cables have reliable protection, which increases reliability of electrical system significantly.
- / With an electric lifting limit switch to avoid overflow from the hydraulic power unit, save more energy and protect the motor of the power unit.
- / The hydraulic power unit features low noise, small vibration, and stable and reliable lifting and lowering.
- / Stamping molded fork has higher strength and impact resistance.
- / Power plug is fastened to truck body, which can avoid damage of plug when battery is replaced.
- / The battery is fixed securely, and battery cover is supported with flexible material, which reduces vibration and noise during operation.



Designed to be narrow with large round corners to improve suitability for concentrated shelves and with a wedge-shape chassis to provide higher passing ability



With the upper and lower pallet handling design to meet the stacking operation need and enable a higher efficiency of goods handling

Maintenance

- / The brushless, maintenance-free AC driving motor reduces operation cost significantly.
- / The meter integrating battery indicator, timer, and fault self-diagnosis is convenient for maintenance.
- / Rear cover can be completely opened, maintenance is very convenient.
- / All rotating shafts are equipped with lubricating sleeve and oil cup, which is convenient for maintenance and has a long service life.

Comfort

- / With the unique function of driving at a turtle speed with an indicator light, the vehicle can be more easily driven at a slow speed while carrying out operations in a very narrow space.
- / The optimized body structure enables the vehicle to have an excellent operating view and to access the pallet easily.
- / Different optional prong intervals and prong lengths are applicable to handling of various pallets.

Standard Specification

- / AC driving motor
- / CRUTIS/ZAPI AC controller
- / Fork lift & lower adopts stepless speed regulating
- / Imported hydraulic power unit
- / Emergency power off switch
- / Multi-function battery condition meter
- / Tandem load wheel
- / Initial lift 125mm
- / Fork length 1150mm
- / Outer distance between fork-arms 570mm
- / Electronic lifting limitation
- / Soft landing system
- / Multi-function handle of CAN bus
- / Horn
- / Battery

Options

- / Different mast height (see parameter list for details)
- / Fork length 1220/1600mm
- / Outer distance of forks 600/680mm
- / Charger
- / Load backrest
- / Mast shield
- / Lithium Battery 202Ah
- / Lead-acid battery 240/280/340Ah

Safety

- / A function of automatic deceleration of the vehicle after the fork is lifted 500mm is provided for the standard configuration.
- / A function of prohibiting the shanks to be lifted after the fork is lifted 1800mm is provided for the standard configuration.
- / With the functions of release braking, reverse braking and emergency braking to ensure safe driving.
- / With protection for preventing sliding down a ramp to ensure safe operation.
- / The reverse brake button on the head of the joystick can effectively prevent the driver from being injured in an emergency occurring when the vehicle is reversed.
- / The truck reduces declining speed automatically when height from ground to fork is less than 100mm, which provides effective protection for goods.



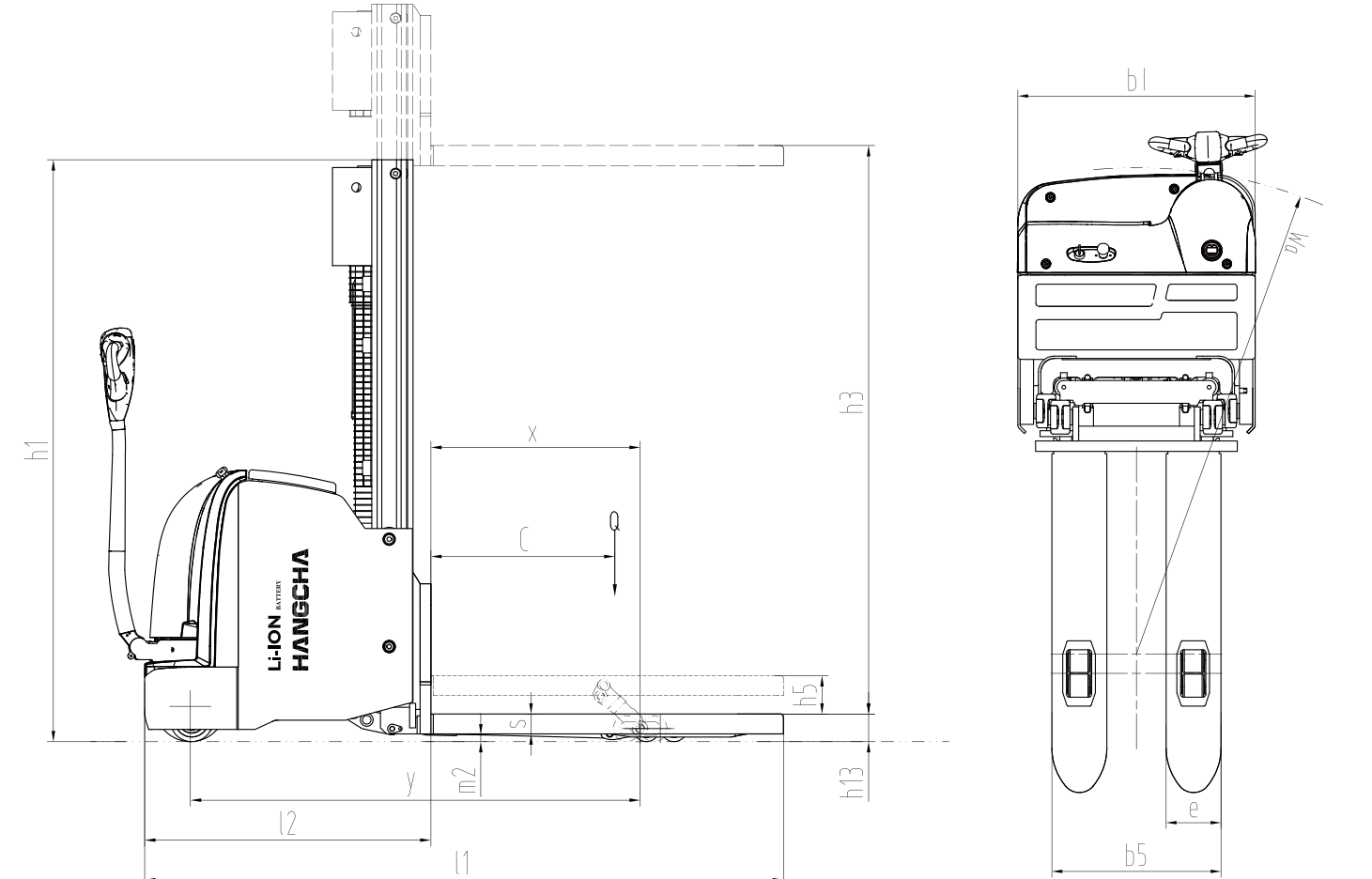
A Series High Range Pedestrian Pallet Stacker With Initial Lift Specification

Characteristics	1.1	Manufacturer	HANGCHA GROUP CO.,LTD.						
	1.2	Manufacturer's type designation	CDD12-AC1-L CDD12-AZ3-L	CDD14-AC1-L CDD14-AZ3-L	CDD16-AC1-L CDD16-AZ3-L	CDD12-AC1-LI CDD12-AZ3-LI	CDD14-AC1-LI CDD14-AZ3-LI	CDD16-AC1-LI CDD16-AZ3-LI	
Weight	1.4	Operator type	Pedestrian	Pedestrian	Pedestrian	pedestrian	pedestrian	pedestrian	
	1.5	Load capacity	Q(kg)	1200	1400	1600	1200	1400	1600
	1.6	Load centre distance	C(mm)	600	600	600	600	600	600
	1.8	Load distance, centre of drive axle to fork	x(mm)	683 ³⁾⁴⁾	683 ³⁾⁴⁾	683 ³⁾⁴⁾	683 ³⁾⁴⁾	683 ³⁾⁴⁾	683 ³⁾⁴⁾
	1.9	Wheelbase	y(mm)	1467 ³⁾	1467 ³⁾	1467 ³⁾	1467 ³⁾	1467 ³⁾	1467 ³⁾
Wheels/chassis	2.1	Service weight	kg	1210	1215	1245	1225	1230	1245
	3.1	Tyres: solid rubber, superelastic, pneumatic, polyurethane		Polyurethane	Polyurethane	Polyurethane	polyurethane	polyurethane	polyurethane
	3.2	Tyre size, front	mm	Φ230×75	Φ230×75	Φ230×75	Φ230×75	Φ230×75	Φ230×75
	3.3	Tyre size, rear	mm	Φ85×70	Φ85×70	Φ85×70	Φ85×70	Φ85×70	Φ85×70
	3.4	Additional wheels(dimensions)	mm	Φ140×55	Φ140×55	Φ140×55	Φ140×55	Φ140×55	Φ140×55
	3.5	Wheels, number front rear (x = driven wheels)		1x+1/4	1x+1/4	1x+1/4	1x+1/4	1x+1/4	1x+1/4
	3.6	Tread, front	b10(mm)	525	525	525	525	525	525
Dimensions	3.7	Tread, rear	b11(mm)	385	385	385	385	385	385
	4.2	Height, mast lowered	h1(mm)	1932	1932	1932	1932	1932	1932
	4.4	Lift	h3(mm)	2700	2700	2700	2700	2700	2700
	4.6	Initial lift	h5(mm)	125	125	125	125	125	125
	4.15	Height, lowered	h13(mm)	90	90	90	90	90	90
	4.19	Overall length	l1(mm)	2083 ⁴⁾	2083 ⁴⁾	2083 ⁴⁾	2083 ⁴⁾	2083 ⁴⁾	2083 ⁴⁾
	4.20	Length to face of forks	l2(mm)	934 ⁴⁾	934 ⁴⁾	934 ⁴⁾	934 ⁴⁾	934 ⁴⁾	934 ⁴⁾
	4.21	Overall width	b1(mm)	800	800	800	800	800	800
	4.22	Fork dimensions	s/e/(mm)	60/185/1150	60/185/1150	60/185/1150	60/185/1150	60/185/1150	60/185/1150
	4.25	Distance between fork-arms	mm	570	570	570	570	570	570
	4.32	Ground clearance, centre of wheelbase	m2(mm)	21	21	21	21	21	21
Performance data	4.33	Aisle width for pallets 1000 x 1200 crossways	As1(mm)	2283 ¹⁾	2283 ¹⁾	2283 ¹⁾	2283 ¹⁾	2283 ¹⁾	2283 ¹⁾
	4.34	Aisle width for pallets 800 x 1200 lengthways	As1(mm)	2334 ²⁾	2334 ²⁾	2334 ²⁾	2334 ²⁾	2334 ²⁾	2334 ²⁾
	4.35	Turning radius	Wa(mm)	1635 ³⁾	1635 ³⁾	1635 ³⁾	1635 ³⁾	1635 ³⁾	1635 ³⁾
	5.1	Travel speed, unladen	km/h	6/6	6/6	6/6	6/6	6/6	6/6
	5.2	Lift speed, laden/unladen	m/s	0.12/0.21	0.16/0.25	0.13/0.22	0.12/0.21	0.16/0.25	0.13/0.22
Electric Engine	5.3	Lowering speed, lade/unladen	m/s	0.34/0.32	0.32/0.32	0.26/0.30	0.34/0.32	0.32/0.32	0.26/0.30
	5.7	Gradeability, laden/unladen	%	8/16	8/16	7/16	8/16	8/16	7/16
	5.10	Service brake		electric	electric	electric	electric	electric	electric
Other	6.1	Drive motor rating S2 60 min	kW	1.5	1.5	1.5	1.5	1.5	1.5
	6.2	Lift motor rating at S3 15 %	kW	2.2	3.2	3.2	2.2	3.2	3.2
	6.4	Battery voltage/nominal capacity K5	V/Ah	24/240	24/240	24/280	24/125	24/125	24/125
8.1	Type of drive control		AC CURTIS/ZAPI						

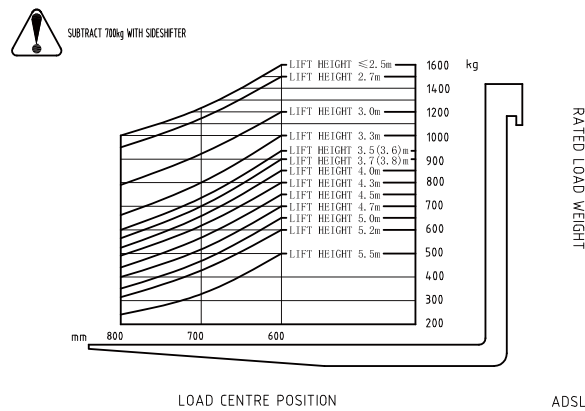
Note : 1) VDI2198:+233mm; 2) VDI2198:+157mm; 3) Load section lowered:+68mm; 4) Triplex Mast:x-21mm; l1+21mm; l2+21mm

Mast Specification

Type	Fork lift height h ₁	Max.fork height (h ₃ +h ₁₃)	Mast lowered h ₁	Mast extended h ₄	Free lift height	Load Capacity at 600mm		
						1.2t	1.4t	1.6t
						kg	kg	kg
Wide view mast	2000	2090	1582	2582	90	1200	1400	1600
	2500	2590	1832	3082	90	1200	1400	1600
	2700	2790	1932	3282	90	1200	1300	1500
	3000	3090	2082	3582	90	1130	1130	1200
	3300	3390	2232	3882	90	950	950	1000
	3500	3590	2332	4082	90	900	900	940
	3600	3690	2382	4182	90	890	890	930
	3700	3790	2432	4282	90	850	850	900
	3800	3890	2482	4382	90	840	840	890
	4000	4090	2682	4682	90	800	800	850
Wide view full free duplex mast	4300	4390	2832	4982	90	750	750	800
	4500	4590	2932	5182	90	700	700	750
	2000	2090	1635	2635	1090	1200	1400	1600
	2500	2590	1885	3135	1340	1200	1400	1600
	2700	2790	1985	3335	1440	1200	1300	1500
	3000	3090	2135	3635	1590	1130	1130	1200
	3300	3390	2285	3935	1740	950	950	1000
	3500	3590	2385	4135	1840	900	900	940
	3600	3690	2435	4235	1890	890	890	930
	3500	3590	1884	4254	1220	890	890	930
Wide view full free triplex mast	3700	3790	1949	4449	1290	850	850	900
	4000	4090	2049	4749	1390	800	800	850
	4300	4390	2149	5049	1490	750	750	800
	4500	4590	2199	5199	1590	700	700	750
	4700	4790	2299	5499	1590	650	650	700
	5000	5090	2394	5784	1700	600	600	650
	5200	5290	2449	5949	1790	550	550	600
	5500	5590	2549	6249	1890	450	450	500



RATED CAPACITIES AND LOAD CENTRES GRAPH



Q1(hg)		Q2(hg)		Q1-Q2(hg)	
max	min	max	min	max	min
2000	0	0	0	2000	
1500	100	100			
1400	200	200			
1300	300	300		1600	
1200	400	400			
1100	500	500			
1000	600	600			
900	700	700			
800	800	800			

ADSL